



# SoBEO Report Card 2020 for Oakland Unified School District




Subject	Score	Grade	Comments
<a href="#">Black Enrollment</a>	8,314	D-	OUSD had 623 fewer Black students this year than in the prior one, continuing the historic exodus of Black students from OUSD.
<a href="#">Black Literacy K-8</a>	18.56%	F	Fewer than 1 in 5 Black students in OUSD can read, compare that to the nearly three quarters of White students who do read. OUSD has not instituted a scientifically backed curriculum, does not systematically support reading teaching and fails to properly screen students for learning differences.
<a href="#">Black Numeracy K-8</a>	11.69%	F	1 in 9 Black students is on grade level in Math. The numbers are even worse at 11 <sup>th</sup> grade where it's 4.4%. Our students are not prepared for the jobs of the future.
<a href="#">Black Chronic Absence</a>	17.8%	D-	It was 10.6 in the prior year. COVID has obviously had impacts here, though the rise for Black students was the second biggest increase, behind Pacific Islanders.
<a href="#">College Eligibility (A-G Completion)</a>	40.4%	D	There was a significant increase from 29.4% the prior year, this is good progress but the average college eligibility rate for Black students is still only about half that of White students
<a href="#">Black Teachers</a>	21.9%	C-	There was a slight increase in the percentage of Black teachers of 1.1%. These numbers are still not at parity with Black students.
Overall Grade	D-	Average Grade	

OUSD REPORT CARD 2020



# SoBEO Report Card 2020 for Oakland Unified School District



OUSD has been chronically absent when it comes to meeting the needs of Black families, while there has been some areas of progress, OUSD does not exert consistent effort. The governing board is easily distracted, and has trouble staying on task, prioritizing and following through on commitments. Multiple interventions have been attempted, however OUSD does not seem to do its homework, or come prepared for the tasks at hand.

We might refer OUSD for an evaluation, however given that low-income Black students with IEPs are 29 times more likely to be suspended than their peers without those labels, that seems another disparate end.



**Please make an appointment to speak to the Black community (and not just a chosen few) so we can work out a support plan.**

We look forward to hearing from you. The State of Black Education in Oakland.